



CAPA eNewsletter



CHINESE AMERICAN PATHOLOGISTS ASSOCIATION

~ 全美华人病理学会 ~

VOLUME 4 ISSUE 3 2018

In this issue:

A Note from President	P1-P2
The CAPA NY Course 2018	P2-P9
Recent Achievements from CAPA Members	P10
Private Practice Q&A	P10
Case of Quarter (COQ)	P11-P12
Recipes of Quarter (ROQ)	P13
Acknowledgements and Advertisements for CAPA Sponsors	P14

Editor-in-Chief and Designer:

Fan Chen

Editing Team:

Feng Li
 Xiangdong Xu
 Guilan Chen
 Yanxia Li
 Fang Wen

A Note from President

Dear CAPA members,

With the help and participation of you, the 4th CAPA Diagnostic Pathology Course (August 25-26, 2018, Sheraton LaGuardia East Hotel, Flushing, New York) was very well received with a total of 201 people registered for and attended the meeting. The meeting expenses were fully covered by sponsors' donations and the meeting registration fees. This would not have been possible without the hard work of our organizing group members and our course faculty. I would like to express my sincere appreciation to ALL of you for your dedication to this event. Special thanks go to Drs. Zenggang Pan, Huihong Xu, Mark Liu, Peng Lee, Ruliang Xu, Lizheng Gui, Xiuli Liu, Zongming Chen, Feng Li for logistics and sponsorship issues, to all faculty members for their teaching and sharing course PPTs, to Lanjing Zhang for all the CME-related work, and to Fan Chen, Ximing Yang, and Xiaoping Sun for taking photos.



CAPA Executive Committee on 09/03/2018. My very sincere thanks go to Bylaws Committee Chair Dr. Ruoqing Huang and all the committee members who dedicated to this important task over the last 6 months. This is a huge step forward in CAPA's history to ensure its healthy development. In addition, with collective effort of EC and lawyer Mr. Kent Vestal, our 501(c) (3) application package (Form 1023 and supplementary/supporting documents) was submitted to IRS in late September.

Based on the current Bylaws, CAPA formed an Election Committee, which will be in charge of various steps of the election process of Board of Directors as well as announcement of the election results. In early November, after nomination and voting process by EC members, five CAPA members from five different geographic regions became the committee members. They are Youli Zu (祖幼立, TX) (Chair, unanimously elected by the other 4 committee members), Xinmin Zhang (张新民, NJ), John Gao (高振强, IL), Hanlin Wang (王汉林, CA), and Chen Zhou (周倩, Canada). Congratulations to the five members and thank you for your willingness to serve CAPA! The BOD election will start soon but next CAPA president election will not start till December 2019.

Amendment of CAPA Bylaws was completed in late August 2018 and the amended Bylaws was approved by CAPA members on 09/02/2018. Of the 200 valid votes, 197 voted "yes" and 3 voted "no". The amended Bylaws was officially adopted by



A Note from President (Cont'd)

(Cont'd from Page 2)

Stay tuned for election announcement and timeline. I highly encourage you to participate in the election. Your vote counts!

Website/Membership Committee has completed several validations of the CAPA new website. The new system allows for effective integrating membership registration with payment and timely update members' information. Thanks for all the volunteers who participated in the testing and special thanks to Drs. Zenggang Pan, Xin Han and Xiangdong Xu. Registration by new members and re-registration by currently active members to the new system are currently in its active phase. I hope those who have not done so take a few minutes to

register to the new system as soon as you can. Those who register and pay before December 24th, 2019) are eligible for voting.

Working together by all of us, CAPA can achieve its excellence by education, professionalism and connection. I'm confident in our path forward.

Sincerely yours,

Yun Gong





CAPA President 2018-2019
MD Anderson Cancer Center

CAPA NY Course 2018



Provided by Dr. Xiaoping Sun

CAPA NY Course 2018 (Cont'd)



CAPA NY Course 2018 (Cont'd)



Guoping Cai, MD
(Yale University)



Beiyun Chen, MD, PhD




Yihua Chen, MD
(Northwestern University)



Zongming Chen, MD, PhD
(Geisinger Health)



Fang-Ming Deng, MD, PhD
(NYU School of Medicine)



Fang Fan, MD, PhD
(University of Kansas)



Jerald Z Gong, MD
(Thomas Jefferson Univ)



Pei Hui, MD, PhD
(Yale University)



Faqian Li, MD, PhD
(University of Minnesota)



Feng Li, MD, PhD, JD
(Med Examiner's Office)



Shaoying Li, MD (MD An-
derson Cancer Center)



Xiaoxian Li (Bill), MD,



Jingmei Lin, MD, PhD
(Indiana University)



Pei Lin, MD (MD Anderson
Cancer Center)



Jinsong Liu, MD, PhD
(MDACC)



Xiuli Liu, MD, PhD
(University of Florida)

CAPA NY Course 2018 (Cont'd)



Zenggang Pan, MD, PhD




Yan Peng, MD, PhD
(UT Southwest)



Qinghu Ren, MD, PhD
(NYU)



Steven Shen, MD, PhD
(Houston Methodist Hosp)




Xiaoping Sun, MD, PhD
(MDACC)



He Wang, MD, PhD (RWJ
Medical School, Rutgers)



Jun Wang, MD
(Loma Linda University)



Sa Wang, MD
(MDACC)



Yanhua Wang, MD
(Montefiore Med Ctr)



Jianjun Wei, MD
(Northwestern University)



Wei Xin, MD, PhD (Case
Western Reserve Univ)



Haodong Xu, MD, PhD
(University of Washington)



Ruliang Xu, MD, PhD
(NYU Langone Med Ctr)



Hongyu Yang MD, PhD (St
Vincent Evansville Hosp)



Hua Yang, MD
(University of Calgary)



Ximing Yang, MD, PhD
(Northwestern University)

CAPA NY Course 2018 (Cont'd)



JinJuan Yao, MD, PhD
(MSKCC)



Limin Yu, MD (Beaumont
Health Care)



Lanjing Zhang, MD, MS
(Princeton HealthCare Sys)



Miao Zhang, MD, PhD
(MDACC)



Xuchen Zhang, MD, PhD
(Yale University)



Yaxia Zhang, MD, PhD
(Weill-Cornell Sch of Med)



Wenxin Zheng, MD (UT
Southwestern Med Center)



Ming Zhou, MD, PhD
(UT Southwest)



Career Development Session
(From Left: Drs Fan Lin, Chen Liu, Feng Li, Sang Wu, Fang Fan, Beverly Wang and Jiaoti Huang)

CAPA NY Course 2018 (Cont'd)



CAPA NY Course 2018 (Cont'd)



CAPA NY Course 2018 (Cont'd)



*All photos were provided by Drs. Xiaoping Sun, Ximing Yang, Fan Chen and others.

Recent Achievements from CAPA Members

Achievements and awards

1. **Dr. Guofeng Gao**, PGY-3 at UC Davis, was selected in June as one of the Just Say Know! Scholarship Winners for ASCP and USCAP combined approach to Leadership, Management and Business for Pathology Trainees at the USCAP Interactive Learning Center in Palm Springs, California. December 2018
2. **Dr. Guofeng Gao**, PGY-3 at UC Davis, received ASCP Foundation Travel Grant to attend 2018 ASCP Annual Meeting in Baltimore, MD. October 2018
3. **Dr. Guofeng Gao**, PGY-3 at UC Davis, was elected to ASCP Resident Council (Oct 5, 2018 - Sept 2020).
4. **Dr. Yan Peng**, Professor of Pathology, has been appointed as a Member of Faculty Promotion and Tenure Committee for the University of Texas Southwestern Medical School, effective on Sept 1, 2018.

Courses and invited lectures

- **Dr. Xiaoxian Li**, Papillary lesion of the breast. CAP meeting, 2018, Chicago IL.

Recent Publications

1. Mariani R, **Gong Shunyou**. Bone marrow histopathologic findings in SIFD syndrome: beyond the erythroid lineage. *Blood*. 2018 Sep 27;132(13):1459.
2. Denard B, Jiang S, **Yan Peng*** and Ye J*. CREB3L1 as a potential biomarker predicting response of triple negative breast cancer to doxorubicin-based chemotherapy. *BMC Cancer* 2018;18:813. (*co-corresponding author)

Private Practice Q&A for CAPA eNewsletter

Question: My current contract will expire soon and is up for renewal. How should I know to negotiate for a raise of compensation?

Answer: If you work at an academic institution, you may not have too much room for negotiation unless you get promotion to a higher rank. However, if you work in private practice in a hospital-based setting, there are some tips for negotiation. First, you may need to know about your productivity, namely wRVU, compared to your peers. Second, you may need to know the payer mix in your area which determines the reimbursement rate. For your reference, the recent MGMA data indicates that the annual wRVU for anatomical pathology at 10th, 25th, 50th, 75th and 90th percentile are around 3107, 4433, 5267, 6647 and 8494, respectively. Accordingly, the compensation for anatomic and clinical pathology at 10th, 25th, 50th, 75th and 90th percentile are around \$213K, \$280K, \$353K, \$434K and \$661K, respectively. The conventional wisdom is that a pathologist working at a hospital setting generally earns around 50th percentile of MGMA compensation scheme if his/her wRVU is around 90th percentile. In addition, it has to be emphasized that the geographic factor needs to be taken in consideration, i.e. the east coast region is lower in compensation than Midwest region.

Andy Ke, MD, PhD

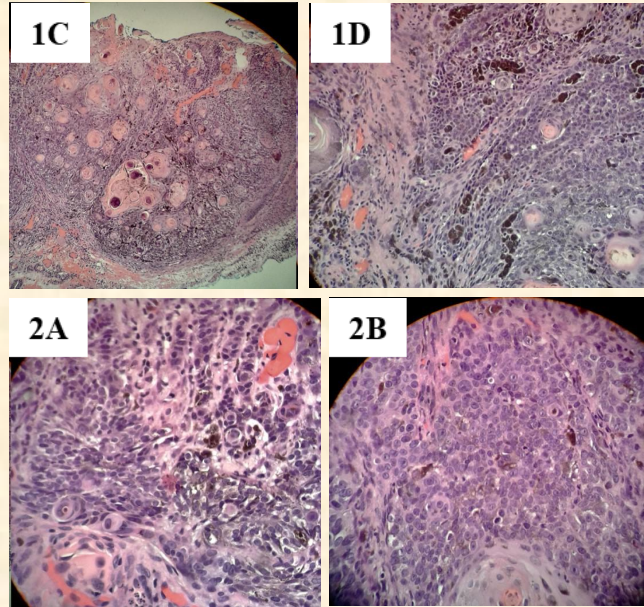
Case of Quarter (COQ) for CAPA eNewsletter (V4 I2)

Submitted by John Cai, MD, staff dermatopathologist, and subspecialty medical director of dermatopathology, Dianon Systems, Florida division

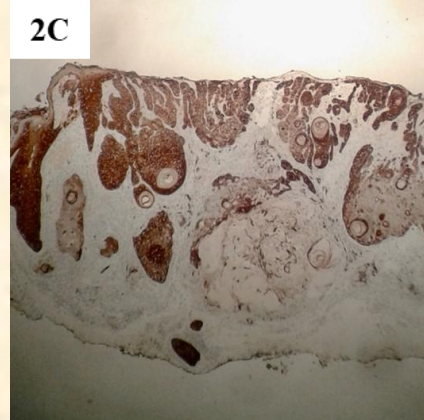
Part 1.

A 67 years-old male presented with a dark papule on his left temple. Dermatologist wanted to rule out pigmented basal cell carcinoma versus melanoma. Histological examination revealed a well-circumscribed dermal nodular proliferation composed of basaloid cells with scant cytoplasm and prominent nucleoli reminiscent of matrical and supramatrical cells (Fig 1A-1D). Dispersed in the module are clusters of shadow cells (Fig 1A, 1B, 1C) and melanized dendritic melanocytes (Fig 1D, 2A, 2B). Cytologic atypia as well as mitotic figures are present (Fig 2B). Besides the usual cytokeratin expression in the matrical cells (Fig 2C), Melan-A highlights the dendritic melanocytes (Fig 2D). A diagnosis of MELANOCYTIC MATRICOMA was made.

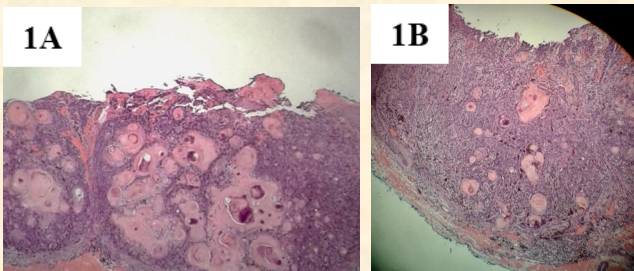
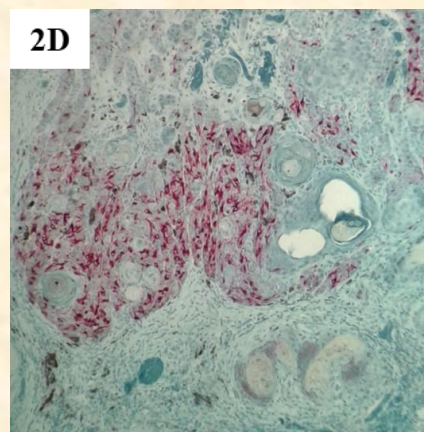
MELANOCYTIC MATRICOMA is an extremely rare, fairly recently described entity. This unique cutaneous neoplasm with presumed hair follicle origin recapitulates epithelial-melanocytes interaction in the follicular anagen bulb. It usually presents as a dark pigmented and often crusted papule on sun-damaged skin of elderly patients. Follow-up of a handful cases shows a benign biological course with no recurrence after simple excision.



Part 2. and Stains



H&E
IHC



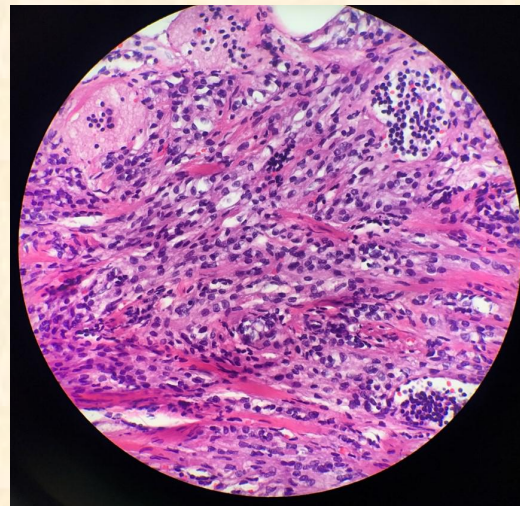
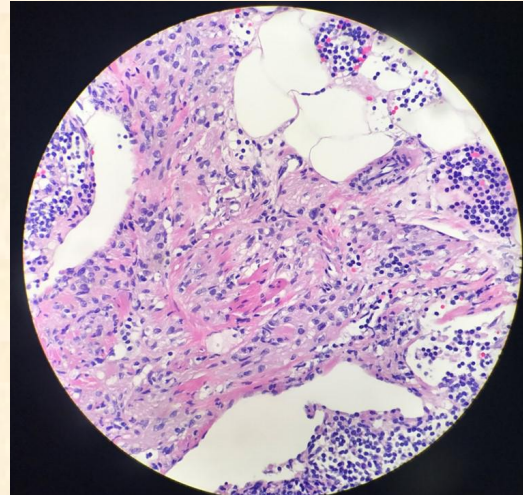
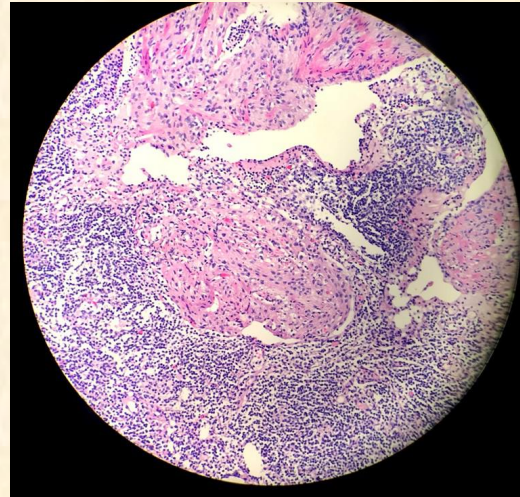
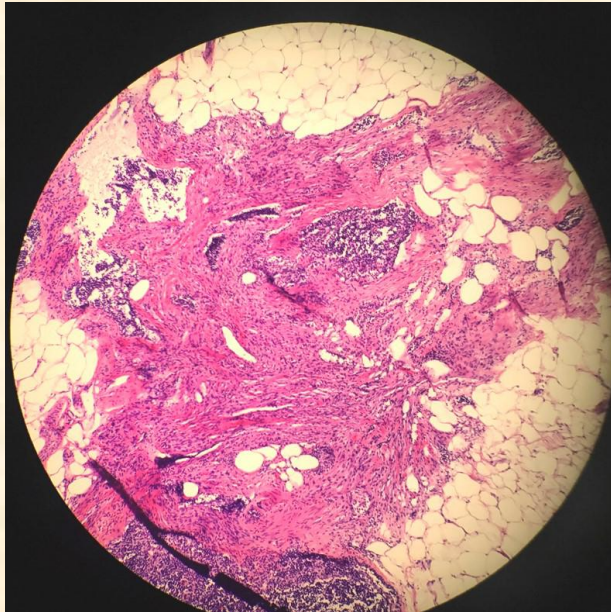
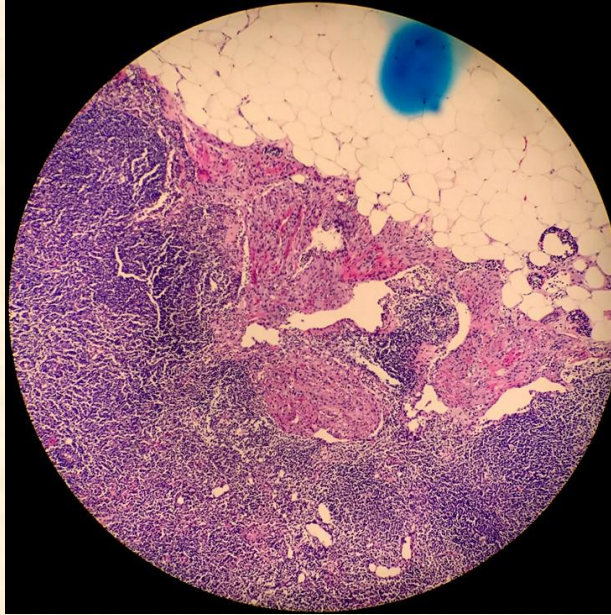
Case of Quarter (COQ) for CAPA eNewsletter

Submitted by Lizhen Gui

Part 1.

70 year-old female with hysterectomy for endometrial carcinoma, there are the findings in one of the sentinel lymph nodes

Part 2. H&E



What is your differential diagnosis and further work-up?

Recipes of Quarter (ROQ) for CAPA eNewsletter

紫苏煮鱼

Costco sea bass 切三段（头尾身），擦干两面拍淀粉，下油锅中高火两面各煎两分钟左右（盖盖，翻面前先略置凉），烹料酒，放凉水刚没过鱼身，大中火烧开10分钟左右至汤色乳白；放盐，切段牛角椒一个及干小米椒5个，继续中小火煮5-10分钟，翻面，放洗净切小的紫苏叶（自家种的，20片左右），少许白糖，开盖中小火煮至汤汁浓稠盐味刚好约3-5分钟，加一点点鸡粉，关火



豉汁蒸三文鱼豆腐

豆腐切大块，铺于盘底
三文鱼厚fillet切块，去鱼刺，斜铺于豆腐上
姜（多量，15g以上）切丝，一根葱的葱白切丝，葱绿切葱花，葱白姜丝均匀撒于鱼身上
酱汁：一匙黑豆豉切碎

一匙生抽

1/2 匙泡椒（或蒜茸辣椒）

1/4 匙香醋

1/4 匙糖

锅盖裹纱布（防止滴水），大火烧开后蒸锅入锅前鱼身上撒薄薄一层盐，再浇酱汁
大火蒸5-6分钟

出锅撒葱花，每块鱼身上浇少许烧冒烟的热油

From YouTube田园时光学



By Fang Wen

CAPA Acknowledges the Following Sponsors for Their Support



The Association of Chinese American Physicians

美國華人醫師會



ACUPATH
LABORATORIES, INC



EastGene
LABORATORIES



NewPath
Diagnostics

Setting The New Standard



NOVODIAX

Advancing immunoassays through innovation



WEBPATHLAB
CONTINUOUS INNOVATION™