


# CHINESE AMERICAN PATHOLOGISTS ASSOCIATION



## THE 8<sup>TH</sup> ANNUAL DIAGNOSTIC COURSE

Saturday, September 10<sup>th</sup> - Sunday, September 11<sup>th</sup>, 2022

### Conference Overview

The 8<sup>th</sup> CAPA diagnostic course will be a 2-day virtual conference providing in-depth coverage on all topics, including recent advance in pathology and molecular testing of malignancies, featuring “Race to Precision Pathology in Common Cancers: from the Start at histomorphology, molecular profile and biomarkers, to the Finishing Line of Management”, and practical topics including those commonly encountered in daily diagnostic pathology. The course includes didactic lectures and case-based presentations.

The course will be presented by national experts across all subspecialties of diagnostic pathology. Our keynote speaker of this year, **Dr. John Hart** will update us on Steatohepatitis in 2022 from the liver pathologist’s perspective. In the general session, experts will teach principles, clinical use and, interpretation of cutting-edge molecular tests in oncological pathology in an understandable way. The practical topics session of this course will address the questions and challenges and provide the updates and expert experiences in diagnostic pathology that practicing pathologists encounter in day-to-day practice, help the practicing pathologists to avoid the commonly encountered diagnostic errors and become proficient in different subspecialties, and help residents and fellows with their subspecialty board exam preparations.

### Learning Objectives

- Describe the most updated knowledge in all subspecialties of diagnostic pathology.
- Discuss the art and science of diagnostic pathology, from the Start at histomorphology, molecular profiles and biomarkers, to the finishing line of management.
- Review the recent advance in pathology, biomarkers and molecular testing of common malignancies.
- Recognize the common pitfalls in diagnostic pathology.

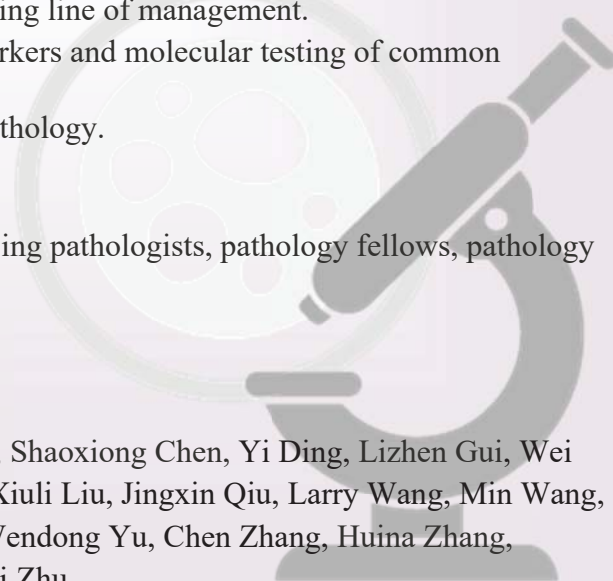
### Intended Audience

This course is intended primarily for practicing pathologists, pathology fellows, pathology residents and other health care professionals.


### Organizing Committee

Linsheng Zhang (Chair), Zenggang Pan (Co-Chair)

Jianping Cai, Weibiao Cao, Guoli Chen, Jian Chen, Shaoxiong Chen, Yi Ding, Lizhen Gui, Wei Jiang, Zaibo Li, Xiaoxian (Bill) Li, Xiaoying Liu, Xiuli Liu, Jingxin Qiu, Larry Wang, Min Wang, Shi Wei, Deyin Xing, Zhaohai Yang, Huihui Ye, Wendong Yu, Chen Zhang, Huina Zhang, Xiaohui Zhang, Helen Zhang, Jiehao Zhou, and Hui Zhu



# CHINESE AMERICAN PATHOLOGISTS ASSOCIATION



## **Steering Committee**

Linsheng Zhang (Chair), Zenggang Pan (Co-Chair)

Zaibo Li, Xiaoxian (Bill) Li, and Xiuli Liu (CAPA President)

## **Registration**

Free to all registrants for CAPA members, while donations to the CAPA (a 501c(3) NPO) are welcome. \$80.00 for registrants who are not CAPA member. The course, however, is free for all trainees.

Should you have questions with regard to registration, please contact the Chair of Membership Committee, Dr. Wei Zhang: "wzhang566@wisc.edu".

The links of zoom meetings will be sent to the registrants by email. Zoom meeting will be setup by Drs. Linsheng Zhang and Xiaohui Zhang, technical support provided by the Online Education Subcommittee.

## **Joint Providership Accreditation Statement**

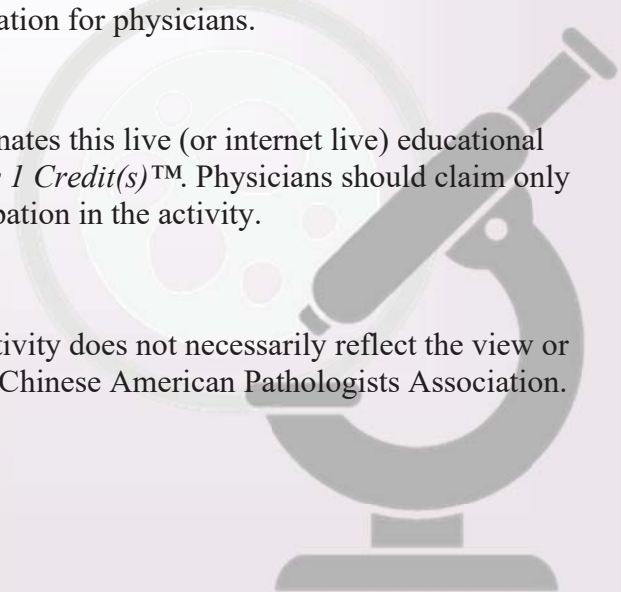
This activity has been planned and implemented in accordance with the accreditation requirements and policies of the Accreditation Council for Continuing Medical Education (ACCME) through the joint providership of the College of American Pathologists and the Chinese American Pathologists Association (CAPA). The College of American Pathologists is accredited by the ACCME to provide continuing medical education for physicians.

## **Credit Designation Statement**

The College of American Pathologists designates this live (or internet live) educational activity for a maximum of 17.0 *AMA PRA Category 1 Credit(s)*<sup>TM</sup>. Physicians should claim only credit commensurate with the extent of their participation in the activity.

## **Disclaimer**

The content of this accredited CE (CME) activity does not necessarily reflect the view or policies of the College of American Pathologists or Chinese American Pathologists Association.



# CHINESE AMERICAN PATHOLOGISTS ASSOCIATION



## Saturday September 10<sup>th</sup>, 2022: Day 1 (Time listed below are U.S. Eastern Time)

- 09:45 - 10:00** Welcome and Introduction **Linsheng Zhang**
- 10:00 - 10:50** Keynote **Moderator: Xiuli Liu**  
**Steatohepatitis in 2022 – the Liver Pathologist’s Perspective**  
*John Hart, MD, Professor — University of Chicago*
- 11:00 - 14:00** ***Theme Session #1: Race to Precision Pathology in Common Cancers: from the Start at Histomorphology, Molecular Profile and Biomarkers, to the Finishing Line of Management***
- 11:00 - 12:30** **Part 1** **Moderator: Shaoxiong Chen**
- 11:00 - 11:25 Precision Diagnosis and Therapy for Advanced Lung Cancer  
*Haodong Xu, MD, PhD, Professor — University of Washington*
- 11:25 - 11:50 Precision Medicine in Prostate Pathology as of 2022  
*Huihui Ye, MD, Professor — University of California Los Angeles*
- 11:50 - 12:15 Race to Precision Pathology - Pancreatic Cancers  
*Wei Zhang, MD, PhD, Assistant Professor — University of Wisconsin*
- 12:15 - 12:30 Questions and Break
- 12:30 - 14:00** **Part 2** **Moderator: Huina Zhang**
- 12:30 - 12:55 Current Molecular Testing in Treatment in ER-Positive Tumor  
*Bill (Xiaoxian) Li, MD, PhD, Associate Professor — Emory University*
- 12:55 - 13:20 Head and Neck Neoplasms Masquerading as Squamous Cell Carcinoma  
*Hui Zhu, MD, PhD, staff pathologist — Forward Pathology Solution*
- 13:20 - 13:45 Molecular Classification of Endometrial Cancer: The Points You Need to Know in Your Practice  
*Wenxin Zheng, MD, Professor — UT Southwestern Medical Center*
- 13:45 - 14:00 Questions and Break
- 14:00 - 15:00** **Break (non-CME activity)** **Moderators: Helen Zhang, Bing Ren**  
The Importance of Professional Development for Academic Advancement. *Erika T. Brown, PhD, The Geisel School of Medicine at Dartmouth*
- 15:00 - 16:10** ***Theme Session #2: Molecular Genetic Pathology and Digital Pathology***
- 15:00 - 15:40** **Molecular Genetic Pathology** **Moderator: Guoli Chen**
- 15:00 - 15:15 Understanding Molecular Pathology Report  
*Yi Ding, MD, PhD, Associate Professor — Geisinger Health, Diagnostic Medicine Institute*
- 15:15 - 15:30 Navigating Online Database to Help Interpret the Clinical Significance of Cancer Mutation Profile  
*Linsheng Zhang, MD, PhD, Associate Professor — Emory University School of Medicine*
- 15:30 - 15:40 Questions and Break

# CHINESE AMERICAN PATHOLOGISTS ASSOCIATION



## THE 8TH ANNUAL DIAGNOSTIC COURSE

Saturday, September 10<sup>th</sup> - Sunday, September 11<sup>th</sup>, 2022

**15:40 - 16:10 Digital pathology: Round Table Discussion. Moderator: Zaibo Li**

*Wei Chen, MD, PhD, Associate Professor — The Ohio State University*  
*Zongming Chen, MD, PhD, Associate Professor — Mayo Clinic*  
*Zaibo Li, MD, PhD, Associate Professor — The Ohio State University*  
*Jie Song, MD, PhD — Pathology Consultants, Inc.*

**16:10 - 17:10 Theme Session #3: Breast Pathology Moderator: Bill (Xiaoxian) Li**

16:10 - 16:30 Examination of Neoadjuvant Specimen: From Gross to Microscopic  
*Huina Zhang, MD, PhD, Assistant Professor — University of Rochester Medical Center*

16:30 - 16:50 Metastasis to the Breast: Lessons and Pitfalls  
*Yihong Wang, MD, PhD, Associate Professor — Brown University*

16:50 - 16:10 HER2 Testing in Breast Cancer: What's New?  
*Shi Wei, MD, PhD, Professor — University of Kansas School of Medicine*

**17:10 - 18:10 Theme Session #4: Gynecologic Pathology Moderator: Deyin Xing**

17:10 - 17:30 Uncommon Entities of High-Grade Endometrial Carcinoma: a Case-Based Discussion  
*Zaibo Li, MD, PhD, Associate Professor — The Ohio State University Wexner Medical Center*

17:30 - 17:50 Mucinous Ovarian Tumor: Still a Diagnostic Challenge  
*Gloria Zhang, MD, MPH, Staff Pathologist — Cleveland Clinic*

17:50 - 18:10 Mesonephric Adenocarcinoma and Mesonephric-Like Adenocarcinoma: Concept, Diagnosis, Origin, and Beyond  
*Deyin Xing, MD, PhD, Associate Professor — The Johns Hopkins University School of Medicine*

**18:10 - 19:30 CONCURRENT SESSION 1A: Clinical Pathology / Neuropathology**

**18:10 - 18:50 Clinical Pathology Moderator: Jian Chen**

18:10 - 18:30 Screening and Differential Diagnosis of Cushing's Syndrome  
*Xin Yi, PhD, Associate Professor — Houston Methodist Hospital*

18:30 - 18:50 Clinical Utilization of NGS in Diagnosis of Overgrowth and Vascular Anomaly  
*Yang Cao, PhD, Assistant Professor — Washing University School of Medicine in St. Louis*

**18:50 - 19:30 Neuropathology Moderator: Min Wang**

18:50 - 19:10 A Practical Approach to Intraoperative Consultation in Neuropathology  
*Min Wang, MD, PhD, Director of Neuropathology Service — Clinical Pathology Associates*

19:10 - 19:30 The Overview of CNS Tumors  
*Jiany Li, MD, PhD, Professor — Donald and Barbara Zucker School of Medicine at Hofstra/Northwell*

**18:10 - 19:30 CONCURRENT SESSION 1B: Head and Neck / Thoracic Pathology**

**18:10 - 18:50 Head & Neck Pathology Moderator: Wendong Yu**

18:10 - 18:30 Common Diagnostic Pitfalls in Head and Neck Frozen Sections  
*Li Lei, MD, PhD, Assistant Professor — University of California, San Diego*

# CHINESE AMERICAN PATHOLOGISTS ASSOCIATION



## THE 8TH ANNUAL DIAGNOSTIC COURSE


Saturday, September 10<sup>th</sup> - Sunday, September 11<sup>th</sup>, 2022

- 18:30 - 18:50 Salivary Gland Tumors: Frozen Section Diagnostic Pearls and Pitfalls  
*Jim Zhai, MD, PhD, Professor — Mayo Clinic in Florida*
- 18:50 - 19:30 Thoracic Pathology Moderator: Chen Zhang**
- 18:50 - 19:10 Neuroendocrine Carcinoma of the Lung: Diagnostic Challenges and Clinical Implications  
*Faqian Li, MD, PhD, Professor — University of Texas Health Science Center at San Antonio*
- 19:10 - 19:30 General Practice and Common Pitfalls in Lung Pathology Frozen Section  
*Jian Jing, MD, PhD, Assistant Professor — University of Colorado Anschutz Medical Campus*

### Sunday September 11<sup>th</sup>, 2022: Day 2 (Time listed below are U.S. Eastern Time)

- 10:00 - 11:10 Theme Session #5: Gastrointestinal Pathology Moderator: Zhaohai Yang**
- 10:00 - 10:20 Update on Dysplasia in Upper GI Tract  
*Feng Yin, MD, PhD, Assistant Professor — University of Missouri*
- 10:20 - 10:40 Benign and Premalignant Intrahepatic Biliary Neoplasms: Differential Diagnosis and Diagnostic Pitfalls.  
*Dongwei Zhang, MD, PhD, Associate Professor — Indiana University*
- 10:40 - 11:00 Neonatal Cholestasis – Is It Biliary Atresia?  
*Shaomin Hu, MD, PhD, Staff Pathologist — Cleveland Clinic*
- 11:00 - 11:10 Questions and Break
- 11:10 - 12:20 Theme Session # 6: Cytopathology Moderator: Xiaoying Liu**
- 11:10 - 11:30 Salivary Gland: Milan System and Pitfalls on Basaloid SUMP Category  
*Qiuying Shi, MD, MS, Assistant professor — Emory University*
- 11:30 - 11:50 Diagnostic Approach to Salivary Gland Oncocytic Lesions  
*Helen Zhang, MD, Assistant professor — The University of Texas Health Science Center at Houston*
- 11:50 - 12:10 Salivary Duct Carcinoma: Updates in Histology, Cytology, Molecular Pathology, and Diagnostic IHC  
*Qun Wang, MD, PhD, Assistant professor — Emory University*
- 12:10 - 12:20 Questions and Break
- 12:20 - 13:30 Theme Session #7: Genitourinary Pathology Moderator: Huihui Ye**
- 12:20 - 12:40 Adrenal Neoplasms with Updates from the 2022 WHO (5th Edition) Classification of Adrenal Tumors  
*Xuemao Fan, MD, PhD, Professor — Cedars-Sinai Medical Center*
- 12:40 - 13:00 Prostate Pathology: What is New in 2022 WHO Bluebook?  
*Ming Zhou, MD, PhD, Professor — Tufts University*
- 13:00 - 13:20 Primary Urethral Carcinoma  
*Miao Zhang, MD, PhD, Associate Professor — MD Anderson Cancer Center*
- 13:20 - 13:30 Questions and Break
- 13:30 - 14:30 Social activity/networking Moderators: Xiuli Liu, Larry Wang, Helen Zhang**
1. Music and flower - *Suyang Hao, MD*; 2. Keep fit and beyond - *Jianping Cai, MD*

# CHINESE AMERICAN PATHOLOGISTS ASSOCIATION



## THE 8TH ANNUAL DIAGNOSTIC COURSE

Saturday, September 10<sup>th</sup> - Sunday, September 11<sup>th</sup>, 2022

**14:30 - 15:40**    **Theme Session #8: Hematopathology**    **Moderator: Jiehao Zhou**

14:30 - 14:50    Recent Advances in Histiocytic Sarcoma  
*Hongbo Yu, MD, PhD, Service Chief — VA Boston Healthcare System*

14:50 - 15:10    Reactive and Neoplastic Conditions Derived from Langerhans Histiocyte  
*Juehua Gao, MD, PhD, Associate Professor — Northwestern University*

15:10 - 15:30    Update on Non-Langerhans Cell Histiocytosis  
*Zenggang Pan, MD, PhD, Professor — University of Colorado*

15:30 - 15:40    Questions and Break

**15:40 - 17:10**    **CONCURRENT SESSION 2A: Pediatric Pathology / Autopsy Pathology**

**15:40 - 16:25**    **Pediatric Pathology**    **Moderator: Larry Wang**

15:40 - 16:00    USP6-Associated Tumors  
*Zhongxin Yu, MD, Professor — The University of Oklahoma*

16:00 - 16:20    Rare Pediatric Liver Masses  
*Mai He, MD, PhD, Professor — Washington University School of Medicine in St. Louis*

16:20 - 16:25    Questions and Break

**16:25 - 16:10**    **Autopsy Pathology**    **Moderator: Weibiao Cao**

16:25 - 16:45    Interstitial Lung Disease: Autopsy Findings  
*Bihong Zhao, MD, PhD, Associate Professor — The University of Texas Health Science Center at Houston*

16:45 - 17:05    Kidney Tumors: What Do We Learn from Autopsies?  
*Weibiao Cao, MD, Associate Professor — Rhode Island Hospital and The Warren Alpert Medical School of Brown University*

17:05 - 17:10    Questions and Break

**15:40 - 17:10**    **CONCURRENT SESSION 2B: Dermatopathology / Bone Soft Tissue Pathology**

**15:40 - 16:25**    **Dermatopathology**    **Moderator: Jianping Cai**

15:40 - 16:00    Few Usual Entities in Dermatopathology that May Have Been Overlooked by General Pathologists  
*Jianping Cai, MD, Subspecialty Medical Director of Dermatopathology — Dianon System/LabCorp*

16:00 - 16:20    Uncover Mysterious Histiocytic Lesions  
*Linglei Ma, MD, PhD, dermatopathologist — Weill Cornell College of Medicine*

16:20 - 16:25    Questions and Break

**16:25 - 17:10**    **Bone and Soft Tissue Pathology**    **Moderator: Wei Jiang**

16:25 - 16:45    Molecular Testing in Bone and Soft Tissue Pathology - Practical Approach with Focus on Selected Entities  
*Wei Jiang, MD, PhD, Associate Professor — Thomas Jefferson University Hospital*

16:45 - 17:05    The Spectrum of Overlapping Lesions with USP6 Gene Rearrangement  
*Shi Wei, MD, PhD, Professor — University of Kansas School of Medicine*

17:05 - 17:10    Questions and Break

**17:10 - 18:30**    **DUOTOU WENGTUAN PERFORMANCE**

